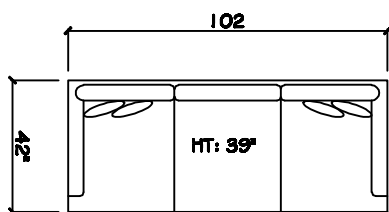


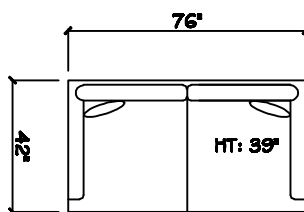
John Michael Designs

3000 SERIES

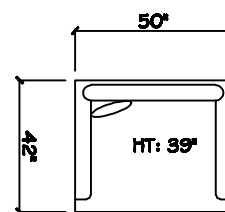
- 3000 A - WITH ANTIQUE NAILHEADS
- 3000 P - WITH PEWTER NAILHEADS
- 3000 AII - WITH ANTIQUE NAILHEADS - 2 TONE
- 3000 PII - WITH PEWTER NAILHEADS - 2 TONE



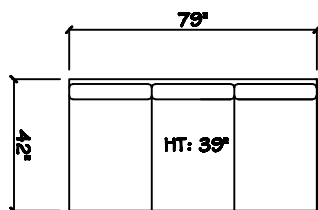
Sofa



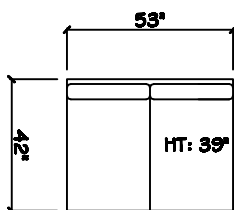
Love Seat



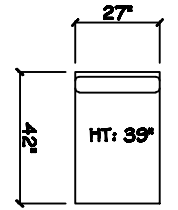
Chair



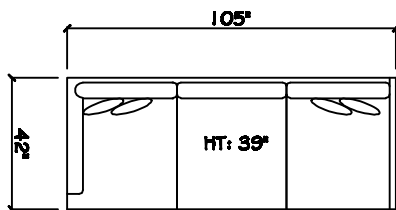
Armless Sofa



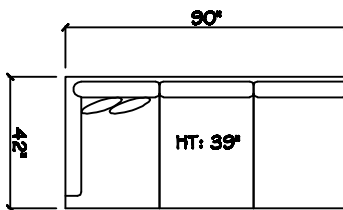
Armless Love Seat



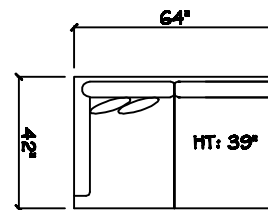
Armless Chair



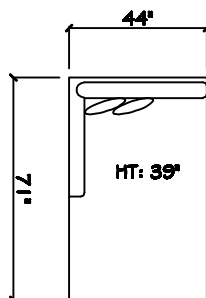
Tux Sofa (LAF or RAF)



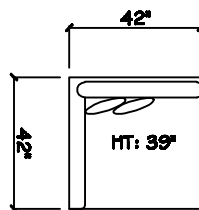
1 - Arm Sofa (LAF or RAF)



1 - Arm Love Seat (LAF or RAF)



1 - Arm Chaise (LAF or RAF)



Corner

Dimensions are approximate with a variance of 1" to 3"